

Scaled data based on original data using
LM-79-08 Approved Method: Electrical and Photometric Measurements of Solid-
State Lighting Products

Test Report Prepared for
Cooper Lighting Solutions
(formerly Eaton)

Brand: INVUE

Report Number: P400813

Luminaire Tested: **ENV-SA1-750-U-T3-HSS-XXB**

Issue Date: 5/20/2020

Test Information

Test Method: LM-79-08
Report Number: P400813
TEST IS SCALED FROM IESNA LM-79-08 TEST DATA (G1-2004-754-14)
Test Lab: INNOVATION CENTER
Issue Date: 5/20/2020
Manufacturer: COOPER LIGHTING SOLUTIONS (FORMERLY EATON)
Product Line: INVUE
Catalog Number: ENV-SA1-750-U-T3-HSS-XXB
Description: ENTRI LED LUMINAIRE
(1) 70 CRI, 5000K LIGHTSQUARE IN BATTERY OPERATION WITH 16 LEDS AND TYPE III OPTICS WITH HOUSE SIDE SHIELD
Light Source: -
Ballast/Driver: ELECTRONIC DRIVER

Summary

Lumens per Lamp: N/A
Luminaire Lumens: 593 lumens
Efficiency: N/A
Efficacy: 45.6 lumens/watt
Luminous Opening: Rectangular (W 0.5' x L: 0.5' x H: 0')
IES Classification: Type III - Short - Full Cutoff
BUG Rating: B0 - U0 - G0

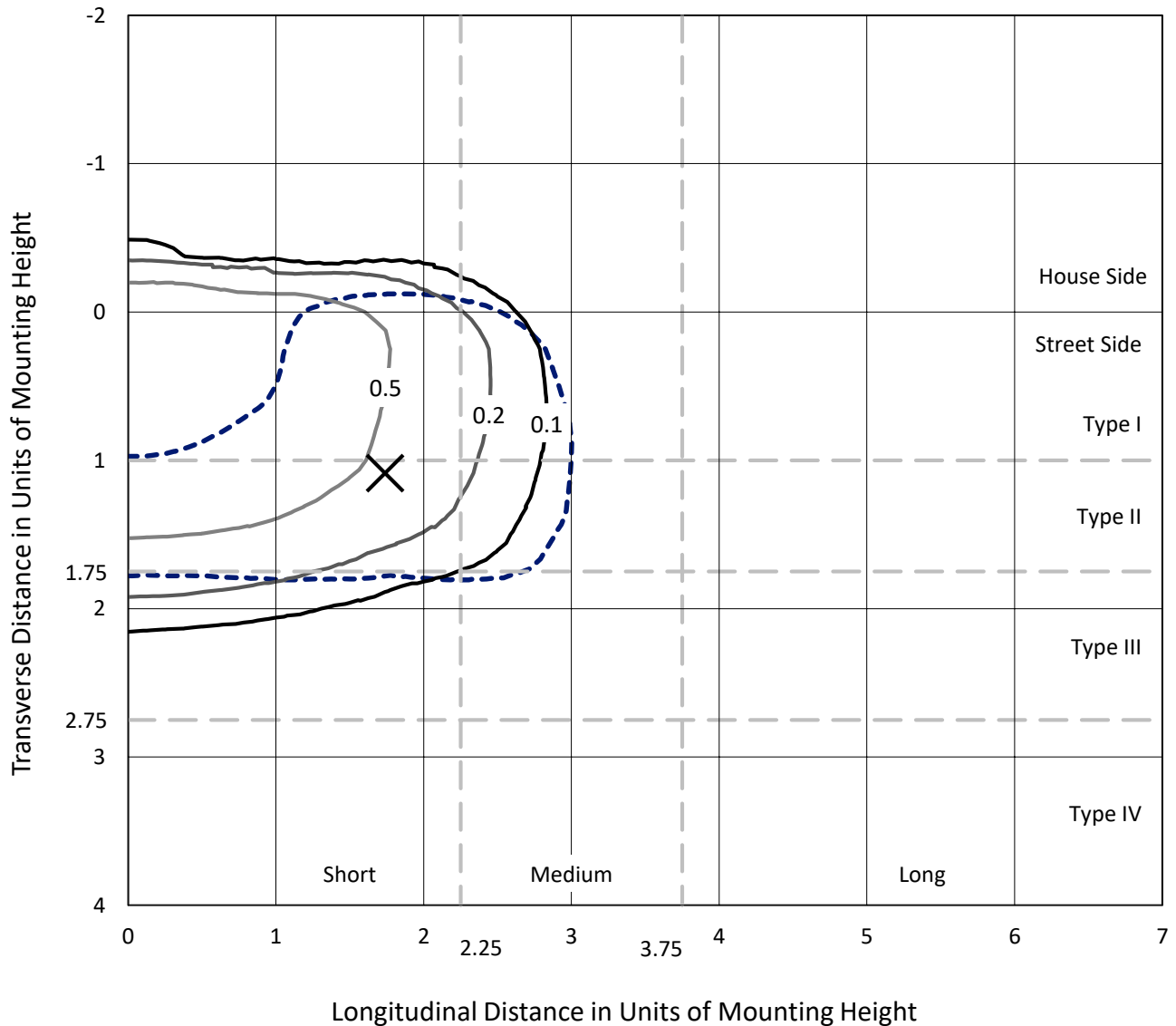
Input Watts (W): 13
Input Voltage (V): NR
Input Current (Ain): NR
Voltage Rise (V): NR
Power Factor: NR
Total Harmonic Distortion (THDi): NR
Frequency (hertz): 60
Stabilization Time: NR
Operation Time: NR
Ambient Temperature (°C): NR
Test Distance: 25 FT



REPORT NUMBER: P400813
 CATALOG NUMBER: ENV-SA1-750-U-T3-HSS-XXB

Iso-Footcandle Lines of Horizontal Illumination

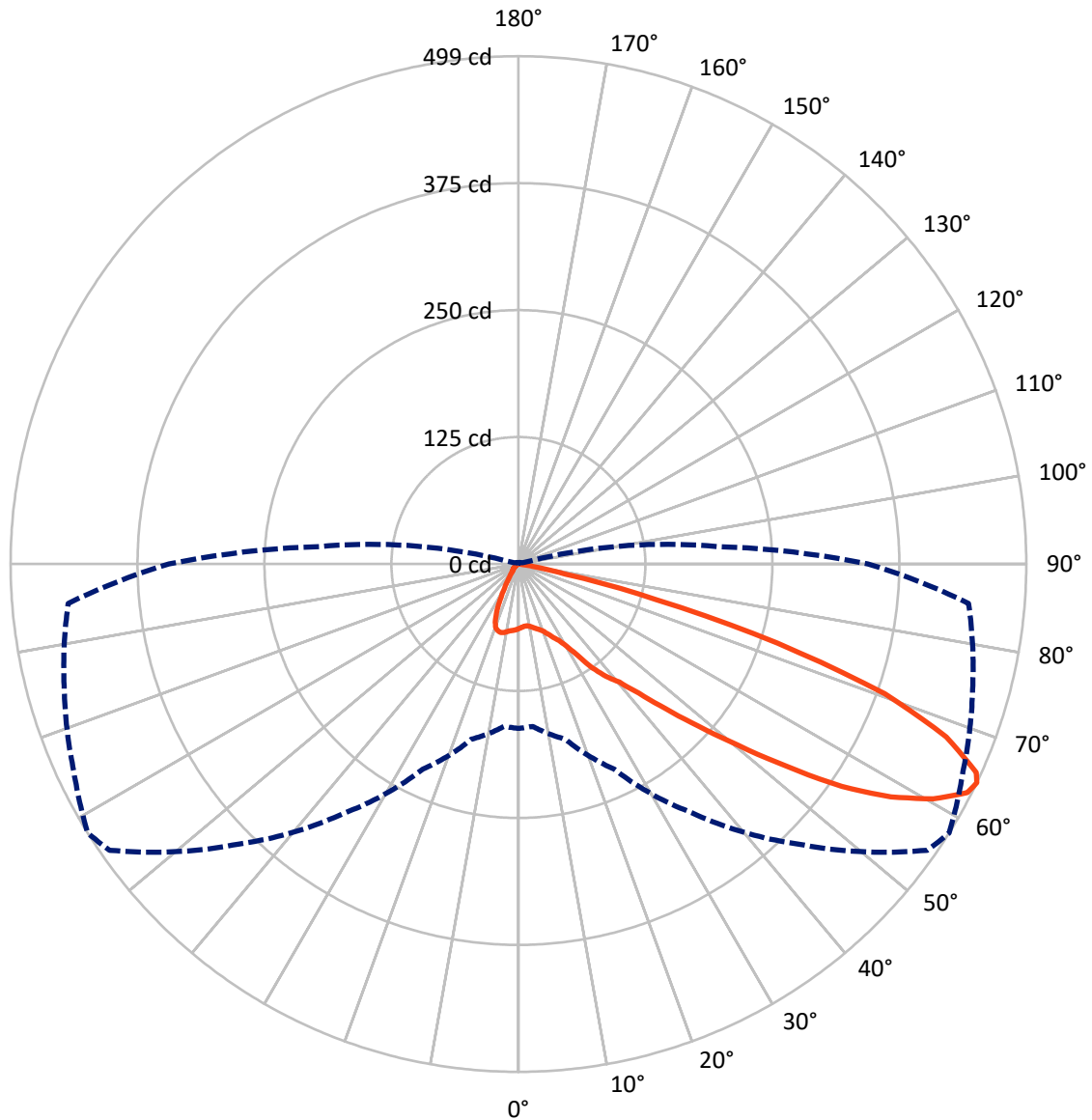
✕ Max cd
 - - - 1/2 Max cd



Based on 10 foot mounting height. Maximum calculated value = 0.9 fc
 Type III - Short - Full Cutoff

REPORT NUMBER: P400813
CATALOG NUMBER: ENV-SA1-750-U-T3-HSS-XXB

Luminous Intensity Polar Plot



— Vertical Plane Through 58-Deg Lateral - - - Horizontal Cone Through 64-Deg Vertical

REPORT NUMBER: P400813

CATALOG NUMBER: ENV-SA1-750-U-T3-HSS-XXB

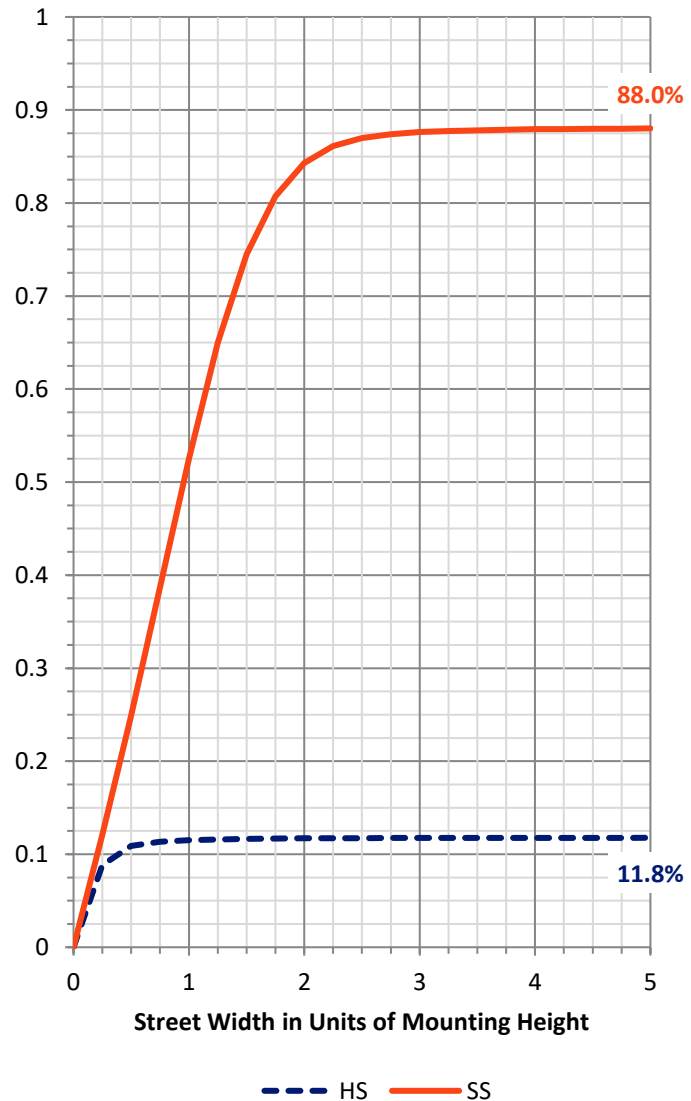
FLUX DISTRIBUTION:

		Downward	Upward	Total
House Side	Lumens	70.7	0.0	70.7
	% Fixture	11.9	0.0	11.9
Street Side	Lumens	522.3	0.0	522.3
	% Fixture	88.1	0.0	88.1
Total	Lumens	593.0	0.0	593.0
	% Fixture	100.0	0.0	100.0

Coefficient of Utilization

ZONAL LUMENS:

Zone	Lumens	% Fixture
0°-10°	6.0	1.0
10°-20°	17.5	3.0
20°-30°	31.4	5.3
30°-40°	55.1	9.3
40°-50°	100.8	17.0
50°-60°	172.4	29.1
60°-70°	167.2	28.2
70°-80°	41.4	7.0
80°-90°	1.2	0.2
90°-100°	0.0	0.0
100°-110°	0.0	0.0
110°-120°	0.0	0.0
120°-130°	0.0	0.0
130°-140°	0.0	0.0
140°-150°	0.0	0.0
150°-160°	0.0	0.0
160°-170°	0.0	0.0
170°-180°	0.0	0.0
0°-90°	593.0	100.0
0°-180°	593.0	100.0



REPORT NUMBER: P400813

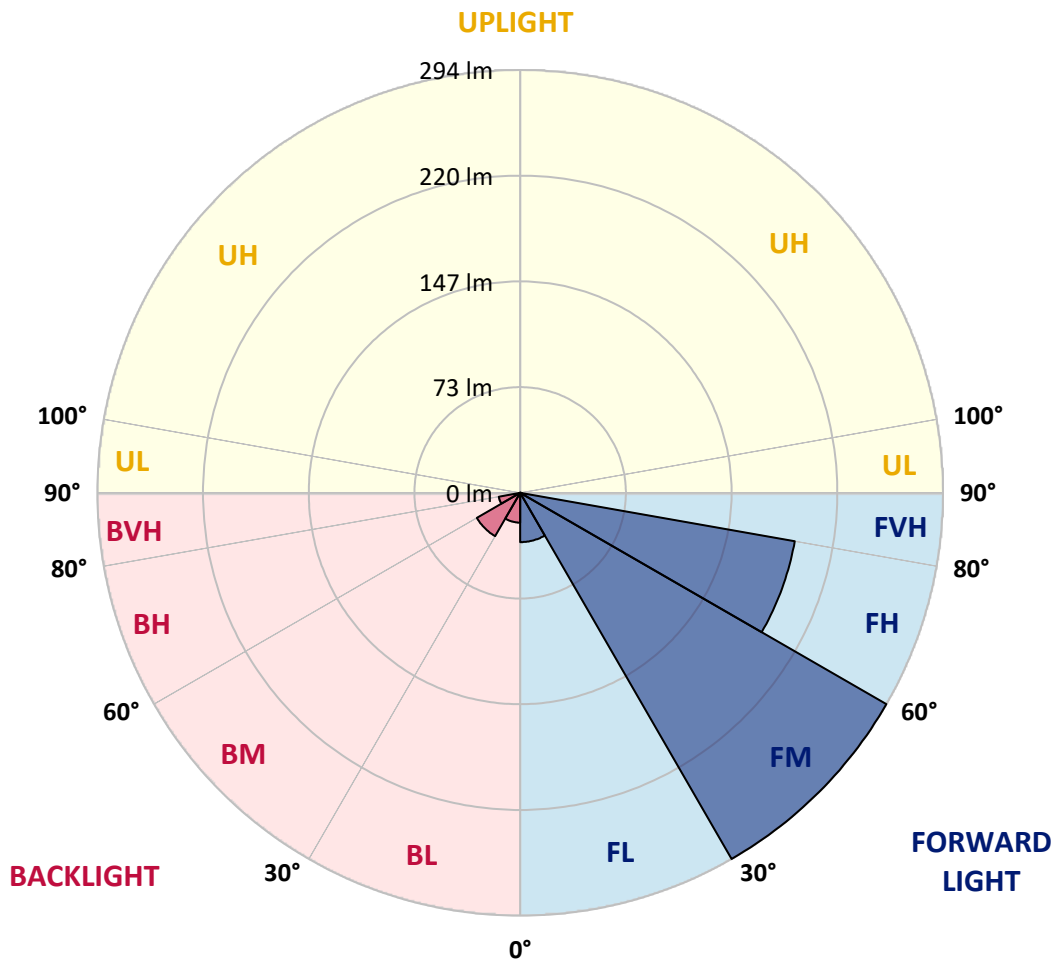
CATALOG NUMBER: ENV-SA1-750-U-T3-HSS-XXB

LUMINAIRE CLASSIFICATION SYSTEM LUMEN TABLE AND BUG RATING:

Zone	Lumens	% Fixture	Zone Rating/Lumen Limit		
			B	U	G
FL (0°-30°)	34.2	5.8			
FM (30°-60°)	293.5	49.5			
FH (60°-80°)	193.5	32.6			G0/660
FVH (80°-90°)	1.0	0.2			G0/10
BL (0°-30°)	20.7	3.5	B0/110		
BM (30°-60°)	34.7	5.9	B0/220		
BH (60°-80°)	15.1	2.5	B0/110		G0/110
BVH (80°-90°)	0.2	0.0			G0/10
UL (90°-100°)	0.0	0.0		U0/0	
UH (100°-180°)	0.0	0.0		U0/0	

BUG Rating: B0-U0-G0

Type III Short





REPORT NUMBER: P400813

CATALOG NUMBER: ENV-SA1-750-U-T3-HSS-XXB

CANDELA DISTRIBUTION (FULL):

	0°	5°	15°	25°	35°	45°	55°	58°	65°	75°	85°
0°	63.5	63.5	63.5	63.5	63.5	63.5	63.5	63.5	63.5	63.5	63.5
2.5°	60.9	60.9	61.1	61.2	61.5	61.9	62.3	62.4	62.6	63.2	63.4
5°	57.6	57.7	57.9	58.5	59.2	60.1	61.2	61.5	62.4	63.5	64.3
7.5°	56.3	56.4	56.7	57.4	58.4	59.7	61.0	61.4	62.6	64.4	65.5
10°	56.1	56.1	56.5	57.5	58.7	60.3	61.8	62.3	64.0	66.0	67.8
12.5°	56.1	56.1	56.6	57.8	59.2	61.3	63.3	64.1	65.9	68.6	70.8
15°	57.0	57.3	57.6	58.4	60.0	62.3	65.1	65.9	68.2	71.4	74.2
17.5°	64.1	63.8	62.8	61.8	61.4	63.4	66.7	67.9	71.3	75.4	78.3
20°	77.7	77.6	75.6	70.8	66.5	65.4	69.2	70.7	75.6	81.0	83.2
22.5°	94.1	94.7	91.6	85.1	76.4	70.8	73.0	74.9	81.3	87.8	89.1
25°	110.5	111.1	108.3	100.2	89.4	79.6	78.1	79.9	87.1	93.6	93.0
27.5°	129.8	129.2	126.4	117.2	104.7	91.6	85.0	85.4	90.9	98.2	96.4
30°	143.9	143.2	140.4	134.2	122.4	107.5	94.9	93.9	95.6	103.6	101.7
32.5°	156.9	157.4	155.3	147.0	135.9	123.9	109.7	107.1	106.4	113.2	110.1
35°	169.7	169.6	168.8	161.5	150.6	139.2	127.4	125.5	125.3	131.9	123.5
37.5°	185.1	184.3	182.9	175.4	166.8	155.9	143.3	140.3	139.8	141.1	131.3
40°	201.5	202.5	200.2	192.4	183.0	174.9	157.2	152.7	149.0	152.8	146.6
42.5°	226.0	226.8	222.7	217.3	205.2	197.6	179.7	173.6	171.8	177.6	170.6
45°	256.7	255.3	252.5	248.8	238.7	227.2	208.6	202.7	200.9	210.9	199.3
47.5°	280.6	280.4	280.5	279.8	278.2	264.4	242.2	238.3	236.4	250.8	238.1
50°	295.8	296.6	300.4	309.9	316.9	311.1	285.1	280.3	278.9	293.8	276.6
52.5°	307.2	309.3	315.5	334.4	356.9	358.9	337.3	330.5	327.3	331.4	307.5
55°	313.0	314.0	323.5	351.4	386.6	400.8	391.8	386.1	372.8	364.9	343.8
57.5°	299.4	297.9	314.3	349.7	402.0	434.5	438.4	431.9	410.6	404.5	387.9
60°	263.7	263.1	281.6	324.2	388.6	442.4	472.9	468.9	449.4	434.8	419.2
62.5°	201.2	202.3	221.9	265.3	340.9	419.7	492.1	495.4	474.7	453.0	442.3
64°	161.6	160.3	178.3	222.4	299.1	389.5	490.7	499.4	482.4	462.5	444.4
65°	135.7	132.9	150.1	190.0	263.7	367.5	480.6	494.6	482.9	464.8	436.9
67.5°	71.4	73.0	80.3	115.4	178.1	277.9	432.8	453.9	458.6	433.3	380.7
70°	32.0	32.3	37.0	58.9	98.5	180.2	348.1	382.2	384.9	356.0	275.8
72.5°	10.6	10.8	16.3	23.6	41.4	83.5	235.1	266.1	271.9	230.8	149.6
75°	6.6	6.8	8.7	12.7	19.2	29.2	119.1	140.2	141.4	102.4	54.4
77.5°	4.2	4.4	5.3	7.6	10.5	11.1	39.1	47.3	53.5	36.9	16.9
80°	2.6	2.6	3.4	4.6	5.5	4.7	10.6	14.0	16.9	12.4	5.7
82.5°	1.0	1.0	1.8	2.5	2.3	1.6	2.9	3.7	6.5	6.1	2.7
85°	0.0	0.0	0.1	0.2	0.1	0.2	0.5	0.8	1.2	1.8	0.9
87.5°	0.0	0.0	0.0	0.0	0.1	0.1	0.2	0.2	0.2	0.2	0.2
90°	0.0	0.0	0.0	0.0	0.0	0.0	0.0	0.0	0.0	0.0	0.0



REPORT NUMBER: P400813

CATALOG NUMBER: ENV-SA1-750-U-T3-HSS-XXB

CANDELA DISTRIBUTION (continued):

	90°	95°	105°	115°	125°	135°	145°	155°	165°	175°	180°
0°	63.5	63.5	63.5	63.5	63.5	63.5	63.5	63.5	63.5	63.5	63.5
2.5°	63.7	64.0	64.4	64.5	64.6	64.3	64.6	64.3	64.5	64.5	64.5
5°	64.7	65.1	65.4	65.5	65.4	64.6	64.8	64.3	64.2	64.2	64.2
7.5°	66.0	66.4	66.9	66.6	65.9	64.8	64.7	64.0	63.6	63.6	63.7
10°	68.5	68.8	69.0	68.3	67.0	65.4	64.2	62.5	61.8	61.4	61.4
12.5°	71.5	71.9	71.7	70.7	68.2	64.8	61.4	58.3	56.0	55.1	54.2
15°	74.8	75.3	75.0	72.7	68.1	62.1	55.5	48.1	43.4	40.5	39.9
17.5°	78.7	79.1	78.0	73.8	66.5	56.3	43.8	33.7	27.0	24.5	24.4
20°	83.4	83.2	80.5	73.9	63.5	45.5	29.3	21.1	18.2	17.6	17.4
22.5°	88.8	87.8	82.9	73.3	55.4	30.9	18.9	16.7	16.3	16.1	16.1
25°	91.8	90.1	83.8	71.4	42.7	19.7	16.0	15.6	15.1	14.7	14.6
27.5°	94.2	91.6	84.1	65.3	28.4	15.1	14.5	14.0	13.4	12.7	12.6
30°	98.6	94.7	84.7	54.5	17.4	12.9	12.6	11.8	10.9	10.2	10.0
32.5°	106.5	100.8	86.9	40.8	12.7	11.4	10.5	9.5	8.4	7.8	7.8
35°	115.0	106.6	88.0	26.9	11.1	10.0	8.7	7.5	6.5	5.9	5.8
37.5°	122.8	115.0	87.7	16.5	9.9	8.6	7.1	5.9	5.0	4.6	4.6
40°	138.7	129.6	83.2	11.3	8.7	7.2	5.8	4.6	4.1	3.7	3.7
42.5°	161.4	145.6	73.2	9.7	7.6	6.0	4.6	3.8	3.4	3.1	3.1
45°	186.8	163.2	58.4	8.7	6.6	5.0	3.8	3.2	2.7	2.6	2.6
47.5°	220.2	184.6	42.9	7.8	5.7	4.3	3.2	2.6	2.4	2.3	2.3
50°	249.4	202.0	29.3	6.8	5.0	3.6	2.7	2.4	2.2	2.1	2.1
52.5°	275.9	214.0	19.3	5.9	4.5	3.0	2.5	2.2	2.1	2.0	2.0
55°	307.2	223.3	13.1	5.2	3.9	2.7	2.4	2.2	2.0	2.0	1.9
57.5°	333.7	228.7	9.3	4.4	3.5	2.5	2.3	2.1	1.9	1.8	1.8
60°	349.2	222.3	6.8	3.8	3.1	2.3	2.1	1.9	1.8	1.6	1.6
62.5°	353.5	209.8	5.3	3.3	2.6	2.1	1.9	1.6	1.5	1.4	1.4
64°	343.6	196.4	4.5	2.9	2.3	1.9	1.8	1.5	1.3	1.1	1.1
65°	329.7	184.0	4.1	2.6	2.1	1.8	1.6	1.4	1.1	0.9	0.9
67.5°	274.7	146.7	3.3	2.2	1.6	1.5	1.3	1.1	0.8	0.5	0.5
70°	195.1	102.6	2.5	1.8	1.4	1.4	1.2	0.9	0.4	0.2	0.2
72.5°	103.2	53.3	2.1	1.4	1.1	1.1	1.0	0.5	0.3	0.2	0.1
75°	36.1	17.6	1.8	1.2	1.0	0.8	0.7	0.4	0.3	0.2	0.1
77.5°	11.0	5.8	1.5	1.2	0.9	0.7	0.8	0.7	0.7	0.4	0.3
80°	3.5	2.1	0.9	0.8	0.9	0.9	0.8	0.7	0.8	0.5	0.4
82.5°	1.3	0.8	0.3	0.4	0.4	0.5	0.5	0.4	0.3	0.1	0.0
85°	0.4	0.3	0.2	0.3	0.3	0.3	0.2	0.2	0.1	0.0	0.0
87.5°	0.2	0.2	0.2	0.2	0.2	0.2	0.1	0.1	0.0	0.0	0.0
90°	0.0	0.0	0.0	0.0	0.0	0.0	0.0	0.0	0.0	0.0	0.0

(END OF REPORT)